

# Welcome to Compass

A guide for parents and families

## Accessing Compass

Compass is a web-based system that is accessible on any modern web browser (Internet Explorer, Firefox, Chrome, Safari) or by using the Compass iOS or Android apps. Search for 'Compass School Manager' in the store.

Every family receives a separate login to Compass which will be provided to you by our school. To access the parent portal, go to our school website and click the Compass link on the homepage.

Alternatively, if you are having trouble finding the Compass link you can go to <http://schools.compass.edu.au> where you can search for and find our school's direct URL.



## Logging in to Compass

To log in you will require your unique family username and password. These details will be provided to you by our school.

Upon first login, you will be required to change your password and confirm your email address and mobile phone number. These details may be used by our school for SMS, password recovery and email communication throughout the year.

If you have lost your details or forgotten your password, you can recover your details by clicking the 'Can't access your account?' link on the front page.

Please note: This booklet provides an overview of key features within Compass, our school may not have yet enabled all of these modules at this time.



## The Compass home screen

The home screen provides you with relevant alerts and news, as well as quick access to your child's profile.

### School Calendar

View details of upcoming events, your child's timetable and other relevant school-wide activities.

### Your children

Provides you with a quick summary of available options and highlights a summary of upcoming and overdue tasks.

To access more information click on the relevant quick link or select Profile to access detailed information about your child.

Home | Calendar | Tools | Profile | Mr Sirius BLACK

## Welcome to the Hogwarts P-12 Portal

Use the links listed for each of your children to explore the portal. Please keep your mobile phone number and email address up to date (Tools > Update My Details). The school will use this to contact you regarding attendance, events, news and more.

### Harry POTTER

- Profile (Attendance, Schedule, Reports)
- Send email to Harry's teachers
- Add Attendance Note/Approval (Approved Absence/Late)
- View Academic Reports
- Book Parent Teacher Interviews
- 1 overdue learning task
- 1 learning task due in the next week

## Compass

### My News

**Course Confirmation/School Payments**  
Course confirmation and/or school payments available for completion. [Click here to proceed](#)

**Event Consent/Payment Required**  
There are 2 event(s) awaiting your consent and/or payment. [Click here for more information](#)

**Attendance: Attendance Note/Approval Required**  
Harry was recorded as 'not present' or 'late' without explanation. [Click here for more information](#)

### Winners!

Congratulations to our Quidditch Team winning the World Cup!  
4 days ago by Severus SNAPE

### Main Menu

Allows you to access other Compass and school resources. The tools icon allows you to update your contact details and change your password.

### Alerts

Custom notifications for items that require your action or attention. These may include excursion notifications, ordering options for school photos, absence notifications, surveys, student report availability and more.

### News

Recent school news items and information relevant to you. This may include newsletters, details of upcoming events and much more.

## Attendance: Summary

Using Compass you can view up-to-the-second attendance information for your child.

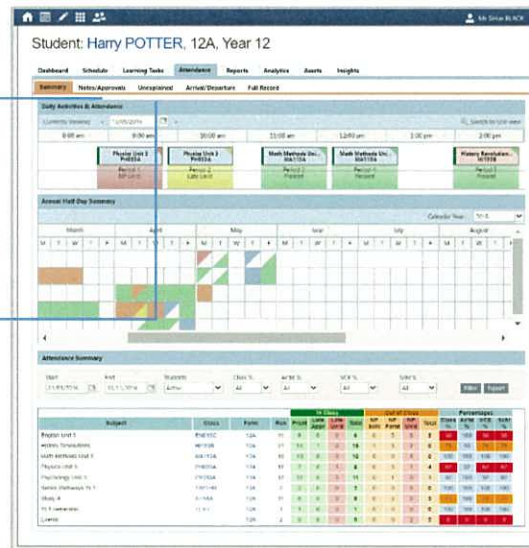
To view your child's attendance, click on the Student Profile link on the home page and click the Attendance tab.

### Approvals

This sub-tab provides a comprehensive list of attendance explanations for your child. From this tab you can also add absence notices (both past and future).

### Unexplained

This sub-tab provides a list of all unexplained absences from class. From this tab you can click to approve specific absences.



### Daily Snapshot

Provides a quick snapshot of today's classes and your child's attendance marking.

### Attendance Summary

Includes a summary of attendance in each class. For full details about a specific absence, click the appropriate number in the grid. For an explanation of a heading of interest,

When students are marked 'Not Present' in class this can sit in one of three different categories. These include

**NP SchI** - Not present in class and is explained by a school related activity.

**NP Pamt** - Not present in class and is explained by a parent approval.

**NP Unap** - Not present in class with no explanation entered.

## Learning Tasks

### Individual student view

You can view an up-to-date record of your child's homework and upcoming assessment tasks under the Learning Tasks tab in the student profile.


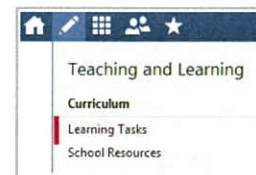


The screenshot shows the 'Learning Tasks' tab for a student named Harry POTTER, 12A, Year 12. The interface includes a legend with categories: Pending (grey), Overdue (red), Available Later (yellow), and On Time (green). A table lists tasks with columns for Class, Learning Task, Due Date, and Result.

Class	Learning Task	Due Date	Result
MA111A	Pythagoras Theorem	19/05/2016 04:00 PM	0%
HS111B	History Essay	15/05/2016 24:00 PM	
PH111A	Test 1	No due date	N/A

### Consolidated view

If you have multiple children at the school, you can view a consolidated list by clicking 'Learning Tasks' from the *Teaching and Learning* menu item.



## Viewing Academic Reports

1

From the home screen, click on the 'View Academic Reports' item or navigate to the student profile and click the 'Reports' tab.



2

A list of Academic Reports will be displayed. Click the Report title to download the PDF on to any device.



## Cross Platform Access

Any browser, any time.



Compass is completely web-based and works on all modern browsers. Additionally, we have native apps for iPhone, iPad and Android devices.





## Privacy and Security

When you use Compass you will notice a padlock appears in your browser. This is because Compass uses a technology called SSL (Secure Sockets Layer). This means that your Compass session is encrypted and secure. Further, Compass adheres to PCI DSS compliance obligations to ensure any credit card details are managed safely, consistent with industry credit card regulations.

Please note: Any payments made online using Compass will appear on your credit card statement as COMPASSPAY.COM

We are committed to the privacy of your information. Full information on the Compass Privacy Policy can be found at <http://www.compass.edu.au/corporate/privacy>



Compass Parent Introductory Booklet  
Compass School Manager, Compass Education, Compass Photos and the associated logos are registered trademarks used under licence.  
This document is copyright with intellectual property owned or licenced by Compass Education Pty Ltd or in the case of some materials, by third parties.

Copyright 2016. Compass Education PO Box 366 Balwyn North, Victoria 3104